


Enquiry Question

Can you play the glockenspiel?

Focus:

Glockenspiel

Be Brilliant  Enables our children to develop a growth mindset, by exposure to challenging experiences that allow our children to question and explore opportunities that will enable them to become confident and resilient in all areas of their lives.

Sequence of lessons	
1	<i>As musicians we are learning to become familiar with a musical instrument. Children are introduced to their instrument, what it feels like, how it works, how to hold it, posture, how to tune it.</i>
2	<i>As musicians we are learning to play note C on a Glockenspiel. Learn what A note looks like on a glockenspiel in order to play them independently and be able to identify the notes when looking at written using notation.</i>

Outcome - from overview


Children know what a glockenspiel is and how best to start playing it ready for the next lesson.

Children will be able to practice playing note A on the glockenspiel. Children will be able to identify note A in written notation.

Skills used (NC)

Control of instruments
Exploration

Notation
Control of instruments

Believe  Allows our children to explore the world around them, knowing that the experiences they gain will enhance their lives and open doors to new adventures.


3	<i>As musicians we are learning to play note D on a Glockenspiel. Learn what B note looks like on a glockenspiel in order to play them independently and be able to identify the notes when looking at written using notation.</i>
4	<i>As musicians we are learning to play note E on a Glockenspiel. Learn what C note looks like on a glockenspiel in order to play it independently and be able to identify the notes when looking at written using notation.</i>

Children will be able to practice playing note B on the glockenspiel. Children will be able to identify note B in written notation.

Children will be able to practice playing note C on the glockenspiel. Children will be able to identify note C in written notation.

Notation
Control of instruments

Notation
Control of instruments

Be brave  Exposes our children to a rich and diverse world that is full of colour, music, creativity and celebration. Providing our children with the opportunity to see a world beyond their own, that will inspire and influence their future choices.

5	<i>As musicians, we are learning to create a class composition. Create a class performance using the notes learnt (A,B,C) and record using written notation.</i>
6	<i>As musicians, we are learning to perform a piece of music. Perform a piece of music confidently as a class using a glockenspiel and play notes B,A,G.</i>

Children can perform as part of an ensemble in a piece of music and can compose sections for this.

Children can perform as part of an ensemble in a piece of music.

Notation
Composition

Notation
Performance
Composition

Composite: Play performances to each other (classes) – listen and appraise each others performances.