





**Enquiry Question**


What are crotchets and rests?

**Focus:**

Musical notation using untuned percussion

**Be Brilliant**  **CULTURAL DIVERSITY**  
Enables our children to develop a growth mindset, by exposure to challenging experiences that allow our children to question and explore opportunities that will enable them to become confident and resilient in all areas of their lives.

**Believe**  **POSSIBILITIES**  
Allows our children to explore the world around them, knowing that the experiences they gain will enhance their lives and open doors to new adventures.

**Bebrave**  **ADVENTURE**  
Exposes our children to a rich and diverse world that is full of colour, music, creativity and celebration. Providing our children with the opportunity to see a world beyond their own, that will inspire and influence their future choices.

Sequence of lessons		Outcome - from overview	Skills used (NC)
1	<i>As musicians, we are learning to appraise a piece of music.</i> Listen to examples of music and appraise.	Children can identify the instruments and techniques within a piece of music and can provide their opinion on it.	Appraisal
2	<i>As musicians, we are learning about crotchets and rests.</i> Explore crotchets and rests through a variety of activities and games.	Children identify and understand crotchets and rests, performing example rhythms.	Notation
3	<i>As musicians, we are learning to compose rhythms using crotchets and rests.</i> Compose simple rhythms using crotchets and rests.	Children can compose simple rhythms using crotchets and rests.	Notation Control of instruments
4	<i>As musicians, we are learning about improvisation.</i> Explore examples of improvisation and create their own.	Children understand improvisation and can create their own.	Improvisation Control of instruments
5	<i>As musicians, we are learning to create a class performance.</i> Create a class performance by combining simple rhythms and improvisation.	Children can perform as part of an ensemble and improvise in a piece of music.	Notation Improvisation Composition
6	<i>As musicians, we are learning to perform a piece of music.</i> Perform a piece of music as a class combining simple rhythms and improvisation.	Children can perform as part of an ensemble and improvise in a piece of music.	Notation Improvisation Composition Performance

Composite: Children perform their class piece of music to another class using simple rhythms and improvisation.